

## ANAPHYLAXIS POLICY



### **Help for non-English speakers**

If you need help to understand the information in this policy please contact the Victorian School of Languages (03) 9474 0500.

### **PURPOSE**

To explain to the Victorian School of Languages (VSL) parents, carers, staff and students the processes and procedures in place to support students diagnosed as being at risk of suffering from anaphylaxis. This policy also ensures that the VSL will comply with Ministerial Order 706-Anaphylaxis Management in Victorian Schools and guidelines related to anaphylaxis management in schools as published and amended by the Department of Education from time to time.

### **SCOPE**

This policy applies to:

- all staff, including casual relief staff and volunteers
- all students who have been diagnosed with anaphylaxis, or who may require emergency treatment for an anaphylactic reaction, and their parents and carers.

### **POLICY**

#### **School Statement**

The Victorian School of Languages will fully comply with *Ministerial Order 706* and the associated guidelines as published by the Department of Education.

#### **Anaphylaxis**

Anaphylaxis is a severe allergic reaction that occurs after exposure to an allergen. The most common allergens for school-aged children are nuts, eggs, cow's milk, fish, shellfish, wheat, soy, sesame, latex, certain insect stings and medication.

#### **Symptoms**

Signs and symptoms of a mild to moderate allergic reaction can include:

- swelling of the lips, face and eyes
- hives or welts
- tingling in the mouth.

Signs and symptoms of anaphylaxis, a severe allergic reaction, can include:

- difficult/noisy breathing
- swelling of tongue
- difficulty talking and/or hoarse voice
- wheeze or persistent cough
- persistent dizziness or collapse
- student appears pale or floppy
- abdominal pain and/or vomiting.

Symptoms usually develop within ten minutes and up to two hours after exposure to an allergen, but can appear within a few minutes.

Adrenaline given as an injection into the muscle of the outer mid-thigh is the first aid treatment for anaphylaxis.

Individuals diagnosed as being at risk of anaphylaxis are prescribed an adrenaline autoinjector for use in an emergency. These adrenaline autoinjectors are designed so that anyone can use them in an emergency.

### **Individual Anaphylaxis Management Plans**

All students at the VSL who are diagnosed by a medical practitioner as being at risk of suffering from an anaphylactic reaction must have an Individual Anaphylaxis Management Plan (see Appendix B & C). When notified of an anaphylaxis diagnosis, the Principal of the school is responsible for ensuring that an Individual Anaphylaxis Management Plan is developed, in consultation with the student's parents/carer, for any student who has been diagnosed by a medical practitioner as having a medical condition that relates to allergy and the potential for anaphylactic reaction.

Where necessary, an Individual Anaphylaxis Management Plan will be in place as soon as practicable after a student enrolls at the VSL and where possible, before the student's first day of attendance.

Parents and carers must:

- obtain an ASCIA Action Plan for Anaphylaxis from the student's medical practitioner and provide a copy to the school as soon as practicable
- immediately inform the school in writing if there is a relevant change in the student's medical condition and obtain an updated ASCIA Action Plan for Anaphylaxis
- provide an up-to-date photo of the student for the ASCIA Action Plan for Anaphylaxis when that Plan is provided to the school and each time it is reviewed
- provide the school with a current adrenaline autoinjector for the student that has not expired;
- participate in annual reviews of the student's Plan

Each student's Individual Anaphylaxis Management Plan must include:

- information about the student's medical condition that relates to allergies and the potential for anaphylactic reaction, including the type of allergies the student has based on a written diagnosis from a medical practitioner
- information about the signs or symptoms the student might exhibit in the event of an allergic reaction based on a written diagnosis from a medical practitioner
- strategies to minimise the risk of exposure to known allergens while the student is under the care or supervision of school staff, including in the school yard, at camps and excursions, or at special events conducted, organised or attended by the school
- the name of the person(s) responsible for implementing the risk minimisation strategies, which have been identified in the Plan
- information about where the student's medication will be stored
- the student's emergency contact details
- an action plan for Anaphylaxis in a format approved by the ASCIA (ASCIA Action Plan), provided by the parent that has been completed by the student's medical practitioner

### ***Review and updates to Individual Anaphylaxis Management Plans***

A student's Individual Anaphylaxis Management Plan will be reviewed and updated on an annual basis in consultation with the student's parents/carers. The plan will also be reviewed and, where necessary, updated in the following circumstances:

- as soon as practicable after the student has an anaphylactic reaction at school
- if the student's medical condition, insofar as it relates to allergy and the potential for anaphylactic reaction, changes
- when the student is participating in an off-site activity, including camps and excursions, or at special events conducted, organised or attended by the school including fetes and concerts

Our school may also consider updating a student's Individual Anaphylaxis Management Plan if there is an identified and significant increase in the student's potential risk of exposure to allergens at school.

## Location of plans and adrenaline autoinjectors

Depending on the age of the students in our school community who are at risk of anaphylaxis, the severity of their allergies and the content of their plan, some students may keep their adrenaline autoinjector on their person, rather than in a designated location. It may also be appropriate to keep copies of the plans in various locations around the school so that the plan is easily accessible by school staff in the event of an incident. Appropriate locations may include the VSL Centre Office (See Appendix D), Class roll, sick bay, the school office or in the materials provided to staff on yard duty.

Students keep their adrenaline autoinjectors on their person and others store them elsewhere: (See Appendix D)

A copy of each student's Individual Anaphylaxis Management Plan will be stored with their ASCIA Action Plan for Anaphylaxis at the VSL Centre Office (See Appendix D). Whilst some students keep their adrenaline autoinjector on their person, medication for those that do not will be stored and labelled with their name at VSL Centre Office, together with adrenaline autoinjectors for general use.

## Risk Minimisation Strategies

This section details the risk minimisation strategies that our school will put in place to reduce the possibility of a student suffering from an anaphylactic reaction at school. Strategies for school activities, include:

- during normal school activities, including in the classroom, in the school yard, in school buildings and sites including gymnasiums and halls
- between classes and recess break
- in canteens
- during recess
- before and after school
- camps and overseas study tours, or at special events conducted, organised or attended by the school (e.g. class parties, experience, cultural days, fetes, concerts, events at other schools, competitions or incursions)

To reduce the risk of a student suffering from an anaphylactic reaction at the Victorian School of Languages, we have put in place the following strategies:

- *staff and students are regularly reminded to wash their hands after eating;*
- *students are discouraged from sharing food*
- *garbage bins at school are to remain covered with lids to reduce the risk of attracting insects*
- *gloves must be worn when picking up papers or rubbish in the playground;*
- *school canteen staff are trained in appropriate food handling to reduce the risk of cross-contamination*
- *class groups will be informed of allergens that must be avoided in advance of class parties, events or birthdays*
- *a general use adrenaline autoinjector will be stored at the school canteen, office (See Appendix D) and in the yard duty bag for ease of access*
- *Planning for off-site activities will include risk minimisation strategies for students at risk of anaphylaxis including supervision requirements, appropriate number of trained staff, emergency response procedures and other risk controls appropriate to the activity and students attending*

## Adrenaline autoinjectors for general use

The Victorian School of Languages will maintain a supply of adrenaline autoinjector(s) for general use, as a back-up to those provided by parents and carers for specific students, and also for students who may suffer from a first-time reaction at school.

Adrenaline autoinjectors for general use will be stored at the VSL Centre office (See Appendix D) and labelled "general use".

The Principal is responsible for arranging the purchase of additional adrenaline autoinjector(s) for general use, and will consider:

- the number of students enrolled at the VSL Area at risk of anaphylaxis
- the number of students enrolled at the VSL that have been diagnosed with a medical condition that relates to allergy and the potential for anaphylactic reaction
- the accessibility of adrenaline autoinjectors provided by parents
- the availability of a sufficient supply of adrenaline autoinjectors for general use in specified locations at the school, including in the school yard, and at excursions, camps and special events conducted, organised or attended by the school

- that adrenaline autoinjectors have a limited life, usually expire within 12-18 months, and will need to be replaced at the school's expense, either at the time of use or expiry, whichever is first
- the weight of the students at risk of anaphylaxis to determine the correct dosage of adrenaline autoinjector/s to purchase

### Emergency Response

In the event of an anaphylactic reaction, the emergency response procedures in this policy must be followed, together with the school's general first aid procedures, emergency response procedures and the student's Individual Anaphylaxis Management Plan (ASCIA Action Plan)

A complete and up-to-date list of students identified as being at risk of anaphylaxis is maintained and stored at VSL Centre Office (See Appendix D). For overseas study tours, excursions and special events, a designated staff member will be responsible for maintaining a list of students at risk of anaphylaxis attending the special event, together with their Individual Anaphylaxis Management Plans and adrenaline autoinjectors, where appropriate.

**If a student experiences an anaphylactic reaction at school or during a school activity, school staff must:**

Step	Action
1.	<ul style="list-style-type: none"> <li>• Lay the person flat</li> <li>• Do not allow them to stand or walk</li> <li>• If breathing is difficult, allow them to sit</li> <li>• Be calm and reassuring</li> <li>• Do not leave them alone</li> <li>• Seek assistance from another staff member or reliable student to locate the student's adrenaline autoinjector or the school's general use autoinjector, and the student's Individual Anaphylaxis Management Plan, stored at VSL Centre Office (See Appendix D)</li> <li>• If the student's plan is not immediately available, or they appear to be experiencing a first-time reaction, follow steps 2 to 5</li> </ul>
2.	<p>Administer an EpiPen or EpiPen Jr</p> <ul style="list-style-type: none"> <li>• Remove from plastic container</li> <li>• Form a fist around the EpiPen and pull off the blue safety release (cap)</li> <li>• Place orange end against the student's outer mid-thigh (with or without clothing)</li> <li>• Push down hard until a click is heard or felt and hold in place for 3 seconds</li> <li>• Remove EpiPen</li> <li>• Note the time the EpiPen is administered</li> <li>• Retain the used EpiPen to be handed to ambulance paramedics along with the time of administration</li> </ul> <p><b>OR</b></p> <p>Administer an Anapen® 500, Anapen® 300, or Anapen® Jr.</p> <ul style="list-style-type: none"> <li>• Pull off the black needle shield</li> <li>• Pull off grey safety cap (from the red button)</li> <li>• Place needle end firmly against the student's outer mid-thigh at 90 degrees (with or without clothing)</li> <li>• Press red button so it clicks and hold for 3 seconds</li> <li>• Remove Anapen®</li> <li>• Note the time the Anapen is administered</li> <li>• Retain the used Anapen to be handed to ambulance paramedics along with the time of administration</li> </ul>
3.	Call an ambulance (000)
4.	If there is no improvement or severe symptoms progress (as described in the ASCIA Action Plan for Anaphylaxis), further adrenaline doses may be administered every five minutes, if other adrenaline autoinjectors are available.
5.	Contact the student's emergency contacts.

If a student appears to be having a severe allergic reaction, but has not been previously diagnosed with an allergy or being at risk of anaphylaxis, school staff should follow steps 2 – 5 as above.

Schools can use either the EpiPen® and Anapen® on any student suspected to be experiencing an anaphylactic reaction, regardless of the device prescribed in their ASCIA Action Plan.

Where possible, schools should consider using the correct dose of adrenaline autoinjector depending on the weight of the student. However, in an emergency if there is no other option available, any device should be administered to the student.

If in doubt, it is better to use an adrenaline autoinjector than not use it, even if in hindsight the reaction is not anaphylaxis. Under-treatment of anaphylaxis is more harmful and potentially life threatening than over-treatment of a mild to moderate allergic reaction. Refer to 'Frequently asked questions' on the [Resources tab](#) of the Department's Anaphylaxis Policy.

### **ASCIA Action Plans for Anaphylaxis (RED) – Appendix C**

The general version of this plan is for people with allergies who have been prescribed either brand of adrenaline injector devices. Current ASCIA Action Plans are the 2023 versions. However, prior versions (2022 and 2021) are still valid for use in 2023. ASCIA Action Plans do not expire, and therefore the plan is still valid beyond the date of review, which is a guide for patients to see their doctor. For further information about ASCIA Action Plans go to [www.allergy.org.au/hp/anaphylaxis/action-plans-for-allergic-reactions-faq](http://www.allergy.org.au/hp/anaphylaxis/action-plans-for-allergic-reactions-faq)

### **Communication Plan**

- The Principal of a school is responsible for ensuring that a communication plan is developed to provide information to all school staff, students and parents/carers about anaphylaxis and the school's anaphylaxis management policy
- The Principal is responsible for advising school staff, students and parents about how to respond to an anaphylactic reaction:
  - during normal school activities including in the classroom, in the school yard, in school buildings and sites including gymnasiums and halls
  - during off-site or out of school activities, including on excursions, school camps and at special events conducted, organised or attended by the school
- This policy will be available on the VSL website: [www.vsl.vic.edu.au](http://www.vsl.vic.edu.au) so that parents and other members of the school community can easily access information about the VSL's anaphylaxis management procedures.
- The parents and carers of students who are enrolled at the VSL and are identified as being at risk of anaphylaxis will also be provided with a copy of this policy.
- This policy will be included in volunteer/CRT induction packs with procedures to inform them of students with a medical condition that relates to allergy and the potential for anaphylactic reaction and their role in responding to an anaphylactic reaction of a student in their care
- This policy will be included in the Staff Handbook
- The Principal & Area Manager is responsible for ensuring that all relevant staff, including casual relief staff, canteen staff and volunteers are aware of this policy and VSL's procedures for anaphylaxis management. Casual relief staff and volunteers who are responsible for the care and/or supervision of students who are identified as being at risk of anaphylaxis will also receive a verbal briefing on this policy, their role in responding to an anaphylactic reaction and where required, the identity of students at risk.
- The Principal & Area Manager are also responsible for ensuring relevant staff are trained and briefed in anaphylaxis management, consistent with the Department's [Anaphylaxis Guidelines](#).
- Planning for off-site activities will include risk minimisation strategies to be enabled for students at risk of Anaphylaxis including supervision requirements, appropriate number of trained staff, emergency response procedures and other risk controls appropriate to the activity and students attending as listed in policy. An up-to date ASCIA Action plan is provided to the teacher in charge of the activity, Camp or excursion for each student at risk of Anaphylaxis. The Anaphylaxis emergency response strategy as per the ASCIA Action Plan will be communicated to relevant staff / students/ parents during off-site activities

### **Staff training**

The Principal will ensure that the following school staff are appropriately trained in anaphylaxis management:

- school staff who conduct classes attended by students who are at risk of anaphylaxis
- any further school staff identified, based on an assessment of the risk of an anaphylactic reaction occurring while the student is under the care or supervision of the school

School staff who are subject to training requirements must have successfully completed:

- an approved face-to-face anaphylaxis management training course in the last three years, or
- an approved online anaphylaxis management training course in the last two years
- The VSL uses the following training course: <https://etrainingvic.allergy.org.au/>

Staff are also required to attend a briefing on anaphylaxis management and this policy twice per calendar year with the first briefing to be held at the beginning of the school year, facilitated by a school staff member who has successfully completed an anaphylaxis management course within the last 2 years including a Principal, Area Manager or Centre  
7 June 2024



## Appendix A: Annual risk management checklist

**(to be completed at the start of each year)**

School name:		
Date of review:		
Who completed this checklist?	Name:	
	Position:	
Review given to:	Name	
	Position	
Comments:		
<b>General information</b>		
1. How many current students have been diagnosed as being at risk of anaphylaxis, and have been prescribed an adrenaline autoinjector?		
2. How many of these students carry their adrenaline autoinjector on their person?		
3. Have any students ever had an allergic reaction requiring medical intervention at school?	<input type="checkbox"/> Yes <input type="checkbox"/> No	
a. If Yes, how many times?		
4. Have any students ever had an anaphylactic reaction at school?	<input type="checkbox"/> Yes <input type="checkbox"/> No	
a. If Yes, how many students?		
b. If Yes, how many times		
5. Has a staff member been required to administer an adrenaline autoinjector to a student?	<input type="checkbox"/> Yes <input type="checkbox"/> No	
a. If Yes, how many times?		
6. If your school is a government school, was every incident in which a student suffered an anaphylactic reaction reported via the Incident Reporting and Information System (IRIS)?	<input type="checkbox"/> Yes <input type="checkbox"/> No	
<b>SECTION 1: Training</b>		
7. Have all school staff who conduct classes with students who are at risk of anaphylaxis successfully completed an approved anaphylaxis management training course, either: <ul style="list-style-type: none"> <li>• online training (ASCIA anaphylaxis e-training) within the last 2 years, or</li> <li>• accredited face to face training (22578VIC or 10710NAT) within the last 3 years?</li> </ul>	<input type="checkbox"/> Yes <input type="checkbox"/> No	
8. Does your school conduct twice yearly briefings annually? If no, please explain why not, as this is a requirement for school registration.	<input type="checkbox"/> Yes <input type="checkbox"/> No	
9. Do all school staff participate in a twice yearly anaphylaxis briefing? If no, please explain why not, as this is a requirement for school registration.	<input type="checkbox"/> Yes <input type="checkbox"/> No	

10. If you are intending to use the ASCIA Anaphylaxis e-training for Victorian Schools:	<input type="checkbox"/> Yes <input type="checkbox"/> No
a. Has your school trained a minimum of 2 school staff (School Anaphylaxis Supervisors) to conduct competency checks of adrenaline autoinjectors (EpiPen® and Anapen®)?	
b. Are your school staff being assessed for their competency in using adrenaline autoinjectors (EpiPen® and Anapen®) within 30 days of completing the ASCIA Anaphylaxis e-training for Victorian Schools?	<input type="checkbox"/> Yes <input type="checkbox"/> No
<b>SECTION 2: Individual Anaphylaxis Management Plans</b>	
11. Does every student who has been diagnosed as being at risk of anaphylaxis and prescribed an adrenaline autoinjector have an Individual Anaphylaxis Management Plan which includes an ASCIA Action Plan for Anaphylaxis completed and signed by a prescribed medical practitioner?	<input type="checkbox"/> Yes <input type="checkbox"/> No
12. Are all Individual Anaphylaxis Management Plans reviewed regularly with parents (at least annually)?	<input type="checkbox"/> Yes <input type="checkbox"/> No
13. Do the Individual Anaphylaxis Management Plans set out strategies to minimise the risk of exposure to allergens for the following in-school and out of class settings?	
a. During classroom activities, including elective classes	<input type="checkbox"/> Yes <input type="checkbox"/> No
b. In canteens or during lunch or snack times	<input type="checkbox"/> Yes <input type="checkbox"/> No
c. Before and after school, in the school yard and during breaks	<input type="checkbox"/> Yes <input type="checkbox"/> No
d. For special events, such as sports days, class parties and extra-curricular activities	<input type="checkbox"/> Yes <input type="checkbox"/> No
e. For excursions and camps	<input type="checkbox"/> Yes <input type="checkbox"/> No
f. Other	<input type="checkbox"/> Yes <input type="checkbox"/> No
14. Do all students who carry an adrenaline autoinjector on their person have a copy of their ASCIA Action Plan for Anaphylaxis kept at the school (provided by the parent)?	<input type="checkbox"/> Yes <input type="checkbox"/> No
a. Where are the Action Plans kept?	
15. Does the ASCIA Action Plan for Anaphylaxis include a recent photo of the student?	<input type="checkbox"/> Yes <input type="checkbox"/> No
16. Are Individual Management Plans (for students at risk of anaphylaxis) reviewed prior to any off site activities (such as sport, camps or special events), and in consultation with the student's parent/s?	<input type="checkbox"/> Yes <input type="checkbox"/> No
<b>SECTION 3: Storage and accessibility of adrenaline autoinjectors</b>	
17. Where are the student(s) adrenaline autoinjectors stored?	
18. Do all school staff know where the school's adrenaline autoinjectors for general use are stored?	<input type="checkbox"/> Yes <input type="checkbox"/> No
19. Are the adrenaline autoinjectors stored at room temperature (not refrigerated) and out of direct sunlight?	<input type="checkbox"/> Yes <input type="checkbox"/> No



20. Is the storage safe?	<input type="checkbox"/> Yes <input type="checkbox"/> No
21. Is the storage unlocked and accessible to school staff at all times? Comments:	<input type="checkbox"/> Yes <input type="checkbox"/> No
22. Are the adrenaline autoinjectors easy to find? Comments:	<input type="checkbox"/> Yes <input type="checkbox"/> No
23. Is a copy of student's individual ASCIA Action Plan for Anaphylaxis kept together with the student's adrenaline autoinjector?	<input type="checkbox"/> Yes <input type="checkbox"/> No
24. Are the adrenaline autoinjectors and Individual Anaphylaxis Management Plans (including the ASCIA Action Plan for Anaphylaxis) clearly labelled with the student's names?	<input type="checkbox"/> Yes <input type="checkbox"/> No
25. Has someone been designated to check the adrenaline autoinjector expiry dates on a regular basis? Who? .....	<input type="checkbox"/> Yes <input type="checkbox"/> No
26. Are there adrenaline autoinjectors which are currently in the possession of the school which have expired?	<input type="checkbox"/> Yes <input type="checkbox"/> No
27. Has the school signed up to EpiClub (optional free reminder services)?	<input type="checkbox"/> Yes <input type="checkbox"/> No
28. Do all school staff know where the adrenaline autoinjectors, the ASCIA Action Plans for Anaphylaxis and the Individual Anaphylaxis Management Plans are stored?	<input type="checkbox"/> Yes <input type="checkbox"/> No
29. Has the school purchased adrenaline autoinjector(s) for general use, and have they been placed in the school's first aid kit(s)?	<input type="checkbox"/> Yes <input type="checkbox"/> No
30. Where are these first aid kits located?  Do staff know where they are located?	<input type="checkbox"/> Yes <input type="checkbox"/> No
31. Is the adrenaline autoinjector for general use clearly labelled as the 'General Use' adrenaline autoinjector?	<input type="checkbox"/> Yes <input type="checkbox"/> No
32. Is there a register for signing adrenaline autoinjectors in and out when taken for excursions, camps etc?	<input type="checkbox"/> Yes <input type="checkbox"/> No
<b>SECTION 4: Risk Minimisation strategies</b>	
33. Have you done a risk assessment to identify potential accidental exposure to allergens for all students who have been diagnosed as being at risk of anaphylaxis?	<input type="checkbox"/> Yes <input type="checkbox"/> No
34. Have you implemented any of the risk minimisation strategies in the Anaphylaxis Guidelines? If yes, list these in the space provided below. If no please explain why not as this is a requirement for school registration.	<input type="checkbox"/> Yes <input type="checkbox"/> No
35. Are there always sufficient school staff members on yard duty who have current Anaphylaxis Management Training?	<input type="checkbox"/> Yes <input type="checkbox"/> No

SECTION 5: School management and emergency response	
36. Does the school have procedures for emergency responses to anaphylactic reactions? Are they clearly documented and communicated to all staff?	<input type="checkbox"/> Yes <input type="checkbox"/> No
37. Do school staff know when their training needs to be renewed?	<input type="checkbox"/> Yes <input type="checkbox"/> No
38. Have you developed emergency response procedures for when an allergic reaction occurs?	<input type="checkbox"/> Yes <input type="checkbox"/> No
a. In the class room?	<input type="checkbox"/> Yes <input type="checkbox"/> No
b. In the school yard?	<input type="checkbox"/> Yes <input type="checkbox"/> No
c. In all school buildings and sites, including gymnasiums and halls?	<input type="checkbox"/> Yes <input type="checkbox"/> No
d. At school camps and excursions?	<input type="checkbox"/> Yes <input type="checkbox"/> No
e. On special event days (such as sports days) conducted, organised or attended by the school?	<input type="checkbox"/> Yes <input type="checkbox"/> No
39. Does your plan include who will call the ambulance?	<input type="checkbox"/> Yes <input type="checkbox"/> No
40. Is there a designated person who will be sent to collect the student's adrenaline autoinjector and individual ASCIA Action Plan for Anaphylaxis?	<input type="checkbox"/> Yes <input type="checkbox"/> No
41. Have you checked how long it takes to get an individual's adrenaline autoinjector and corresponding individual ASCIA Action Plan for Anaphylaxis to a student experiencing an anaphylactic reaction from various areas of the school including:	<input type="checkbox"/> Yes <input type="checkbox"/> No
a. The class room?	<input type="checkbox"/> Yes <input type="checkbox"/> No
b. The school yard?	<input type="checkbox"/> Yes <input type="checkbox"/> No
c. The sports field?	<input type="checkbox"/> Yes <input type="checkbox"/> No
d. The school canteen?	<input type="checkbox"/> Yes <input type="checkbox"/> No
42. On excursions or other out of school events is there a plan for who is responsible for ensuring the adrenaline autoinjector(s) and Individual Anaphylaxis Management Plans (including the ASCIA Action Plan) and the adrenaline autoinjector for general use are correctly stored and available for use?	<input type="checkbox"/> Yes <input type="checkbox"/> No
43. Who will make these arrangements during excursions? .....	
44. Who will make these arrangements during camps? .....	
45. Who will make these arrangements during sporting activities? .....	
46. Is there a process for post-incident support in place?	<input type="checkbox"/> Yes <input type="checkbox"/> No
47. Have all school staff who conduct classes attended by students at risk of anaphylaxis, and any other staff identified by the principal, been briefed by someone familiar with the school and who has completed an approved anaphylaxis management course in the last 2 years on:	
a. The school's Anaphylaxis Management Policy?	<input type="checkbox"/> Yes <input type="checkbox"/> No


b. The causes, symptoms and treatment of anaphylaxis?	<input type="checkbox"/> Yes <input type="checkbox"/> No
c. The identities of students at risk of anaphylaxis, and who are prescribed an adrenaline autoinjector, including where their medication is located?	<input type="checkbox"/> Yes <input type="checkbox"/> No
d. How to use an adrenaline autoinjector, including hands on practice with a trainer adrenaline autoinjector?	<input type="checkbox"/> Yes <input type="checkbox"/> No
e. The school's general first aid and emergency response procedures for all in-school and out-of-school environments?	<input type="checkbox"/> Yes <input type="checkbox"/> No
f. Where the adrenaline autoinjector(s) for general use is kept?	<input type="checkbox"/> Yes <input type="checkbox"/> No
g. Where the adrenaline autoinjectors for individual students are located including if they carry it on their person?	<input type="checkbox"/> Yes <input type="checkbox"/> No
<b>SECTION 6: Communication Plan</b>	
48. Is there a Communication Plan in place to provide information about anaphylaxis and the school's policies?	
a. To school staff?	<input type="checkbox"/> Yes <input type="checkbox"/> No
b. To students?	<input type="checkbox"/> Yes <input type="checkbox"/> No
c. To parents?	<input type="checkbox"/> Yes <input type="checkbox"/> No
d. To volunteers?	<input type="checkbox"/> Yes <input type="checkbox"/> No
e. To casual relief staff?	<input type="checkbox"/> Yes <input type="checkbox"/> No
49. Is there a process for distributing this information to the relevant school staff?	<input type="checkbox"/> Yes <input type="checkbox"/> No
a. What is it?	
50. How will this information kept up to date?	
51. Are there strategies in place to increase awareness about severe allergies among students for all in-school and out-of-school environments?	<input type="checkbox"/> Yes <input type="checkbox"/> No
52. What are they?	

## Appendix B: Individual Anaphylaxis Management Plan (IMP)

<p>This plan is to be completed by the principal or nominee on the basis of information from the student's medical practitioner (<b>ASCIA Action Plan for Anaphylaxis</b>) provided by the parent.</p> <p>It is the parent's responsibility to provide the school with a copy of the student's ASCIA Action Plan for Anaphylaxis containing the emergency procedures plan (signed by the student's medical practitioner) and an up-to-date photo of the student - to be appended to this plan; and to inform the school if their child's medical condition changes.</p>			
<b>School</b>		<b>Phone</b>	
<b>Student</b>			
<b>DOB</b>		<b>Year level</b>	
<b>Severely allergic to:</b>			
<b>Other health conditions</b>			
<b>Medication at school</b>			
<b>EMERGENCY CONTACT DETAILS (PARENT)</b>			
<b>Name</b>		<b>Name</b>	
<b>Relationship</b>		<b>Relationship</b>	
<b>Home phone</b>		<b>Home phone</b>	
<b>Work phone</b>		<b>Work phone</b>	
<b>Mobile</b>		<b>Mobile</b>	
<b>Address</b>		<b>Address</b>	
<b>EMERGENCY CONTACT DETAILS (ALTERNATE)</b>			
<b>Name</b>		<b>Name</b>	
<b>Relationship</b>		<b>Relationship</b>	
<b>Home phone</b>		<b>Home phone</b>	
<b>Work phone</b>		<b>Work phone</b>	
<b>Mobile</b>		<b>Mobile</b>	
<b>Address</b>		<b>Address</b>	
<b>Medical practitioner contact</b>	<b>Name</b>		
	<b>Phone</b>		
<b>Emergency care to be provided at school</b>			
<b>Storage location for adrenaline autoinjector (device specific) (EpiPen® or Anapen®)</b>			
<b>ENVIRONMENT</b>			
<p>To be completed by principal or nominee. Please consider each environment/area (on and off school site) the student will be in for the year, e.g. classroom, canteen, food tech room, sports oval, excursions and camps etc.</p>			
<b>Name of environment/area:</b>			
<b>Risk identified</b>	<b>Actions required to minimise the risk</b>	<b>Who is responsible?</b>	<b>Completion date?</b>
<b>Name of environment/area:</b>			
<b>Risk identified</b>	<b>Actions required to minimise the risk</b>	<b>Who is responsible?</b>	<b>Completion date?</b>
<b>Name of environment/area:</b>			
<b>Risk identified</b>	<b>Actions required to minimise the risk</b>	<b>Who is responsible?</b>	<b>Completion date?</b>

## Appendix C: Individual Anaphylaxis Action Plan

One of the following completed ASCIA Action Plans:



www.allergy.org.au

# ACTION PLAN FOR Anaphylaxis

Name: \_\_\_\_\_ Date of birth: \_\_\_\_ / \_\_\_\_ / \_\_\_\_


Confirmed allergen(s): \_\_\_\_\_

Family/emergency contact(s):

1. \_\_\_\_\_ Mobile: \_\_\_\_\_

2. \_\_\_\_\_ Mobile: \_\_\_\_\_

Plan prepared by: \_\_\_\_\_ (doctor or nurse practitioner) who authorises medications to be given, as consented by the parent/guardian, according to this plan.

Signed:  Date: \_\_\_\_ / \_\_\_\_ / \_\_\_\_


Antihistamine: \_\_\_\_\_ Dose: \_\_\_\_\_

This plan does not expire but review is recommended by: \_\_\_\_ / \_\_\_\_ / \_\_\_\_

### How to give adrenaline (epinephrine) injectors

#### EpiPen®



**1** Form fist around EpiPen® and **PULL OFF BLUE SAFETY RELEASE**

**2** Hold leg still and **PLACE ORANGE END** against outer mid-thigh (with or without clothing)


**3** **PUSH DOWN HARD** until a click is heard or felt and hold in place for 3 seconds. **REMOVE EpiPen®**

EpiPen® is prescribed as follows:  
EpiPen® Jr (150 mcg) for children 7.5-20kg  
EpiPen® (300 mcg) for children over 20kg and adults

### How to give adrenaline (epinephrine) injectors

#### Anapen®



**1** **PULL OFF BLACK NEEDLE SHIELD**

**2** **PULL OFF GREY SAFETY CAP** from red button

**3** **PLACE NEEDLE END FIRMLY** against outer mid-thigh at 90° angle (with or without clothing)

**4** **PRESS RED BUTTON** so it clicks and hold for 3 seconds. **REMOVE Anapen®**

Anapen® is prescribed as follows:  
Anapen® 150 Junior for children 7.5-20kg  
Anapen® 300 for children over 20kg and adults  
Anapen® 500 for children and adults over 50kg

### MILD TO MODERATE ALLERGIC REACTIONS

**SIGNS:**

- Swelling of lips, face, eyes
- Hives or welts
- Tingling mouth
- Abdominal pain, vomiting - these are signs of anaphylaxis for insect allergy

**ACTIONS:**

- Stay with person, call for help
- Locate adrenaline injector
- Give antihistamine - see above
- Phone family/emergency contact
- Insect allergy - flick out sting if visible
- Tick allergy - seek medical help or freeze tick and let it drop off

Mild to moderate allergic reactions may not always occur before anaphylaxis






### SIGNS OF ANAPHYLAXIS (SEVERE ALLERGIC REACTIONS)

**Watch for ANY ONE of the following signs:**

- Difficult or noisy breathing
- Swelling of tongue
- Swelling or tightness in throat
- Wheeze or persistent cough
- Difficulty talking or hoarse voice
- Persistent dizziness or collapse
- Pale and floppy (young children)

### ACTIONS FOR ANAPHYLAXIS

- LAY PERSON FLAT - do NOT allow them to stand or walk**
  - If unconscious or pregnant, place in recovery position - on left side if pregnant
  - If breathing is difficult allow them to sit with legs outstretched
  - Hold young children flat, not upright

- GIVE ADRENALINE INJECTOR**
- Phone ambulance - 000 (AU) or 111 (NZ)
- Phone family/emergency contact
- Further adrenaline may be given if no response after 5 minutes
- Transfer person to hospital for at least 4 hours of observation

**IF IN DOUBT GIVE ADRENALINE INJECTOR**

Commence CPR at any time if person is unresponsive and not breathing normally

**ALWAYS GIVE ADRENALINE INJECTOR FIRST, and then asthma reliever puffer** if someone with known asthma and allergy to food, insects or medication (who may have been exposed to the allergen) has **SUDDEN BREATHING DIFFICULTY** (including wheeze, persistent cough or hoarse voice) even if there are no skin symptoms.

If adrenaline is accidentally injected, phone your local poisons information centre. Continue to follow this action plan for the person with the allergic reaction.

© ASCIA 2023 This plan is a medical document that can only be completed and signed by the patient's doctor or nurse practitioner and cannot be altered without their permission.

Parents and guardians (via their medical practitioner) can access the ASCIA Action Plan from:  
<https://www.allergy.org.au/hp/ascia-plans-action-and-treatment>

This Individual Anaphylaxis Management Plan will be reviewed on any of the following occurrences (whichever happen earlier):

- annually
- if the student's medical condition, insofar as it relates to allergy and the potential for anaphylactic reaction, changes
- as soon as practicable after the student has an anaphylactic reaction at school
- when the student is to participate in an off-site activity, such as camps and excursions, or at special events conducted, organised or attended by the school (e.g. class parties, cultural days, fetes, incursions)

I have been consulted in the development of this Individual Anaphylaxis Management Plan. I consent to the risk minimisation strategies proposed.

Signature of parent:	
Date:	
I have consulted the parents of the students and the relevant school staff who will be involved in the implementation of this Individual Anaphylaxis Management Plan.	
Signature of Principal (or nominee):	
Date:	

## Appendix D: VSL Centre Office location

Area	Centre Office location	Centre Office location	Centre Office location	Centre Office location
<b>Central</b>	<b>University High</b> Music Wing Room 158	<b>Brunswick</b> A Block Ground floor	<b>Collingwood</b> VSL Office. The first room on the left in the reception foyer	
<b>Country 1</b>	<b>Matthew Flinders</b> Helen Fraser Campus office	<b>North Geelong</b> General Office	<b>Point Cook</b> General Office	<b>Werribee</b> Foyer
<b>Country 2</b>	<b>Bendigo</b> Building B Pod. Between B6 and B7. Lockable storeroom with no student access.	<b>Croydon</b> Building C Staff room – Level 1	<b>Shepparton</b> VSL Store room - Administration Building – FG.07 VSL office Saturday morning – Biyala, Murray (Teal) entrance	<b>Wodonga</b> A Wing Lockable cabinet outside A3
<b>VSL Head Office, Distance Ed &amp; VNAP</b>	Main Office Level 6 -7, 20 Otter St, Collingwood	<b>Seminars</b> Portable First Aid Kit that teachers take to seminars		
<b>East 1</b>	<b>Doncaster</b> VSL office. Located between Room C9 and C10. (In the portable classroom block)	<b>Blackburn</b> VSL office between D7 and D6. (Right behind the Dunlop Building and next to the STEM building)	<b>Box Hill</b> P01 (Right behind the Box Hill High School, Performing Art Centre)	
<b>East 2</b>	<b>Glen Waverley</b> Between Staff Centre & Science/Tech Building.	<b>Carwatha</b> Room at far end of school library.	<b>Mildura</b> School library	
<b>North</b>	<b>Thomastown</b> Admin General Office Building. Next to staff room.	<b>Epping</b> Admin/staff General office room.	<b>Lalor</b> VSL Portable- Staff carpark (Next to general office portable)	<b>Roxburgh Park</b> Admin & Staffroom building-
<b>North West</b>	<b>Keilor Downs</b> VSL Area Office First Aid in Main Reception	<b>Hume Central</b> Year 8 Building VSL Office	<b>Mt. Ridley</b> Willandra building Main reception	<b>Taylors Lakes</b> Main Reception Area
<b>South</b>	<b>Mentone</b> JLC Building First Aid Kit in VSL office	<b>Brentwood</b> Room K9 First Aid Kit in VSL office	<b>Keysborough</b> Junior Building First Aid Kit in VSL office	<b>Traralgon</b> Office Building First Aid Kit in VSL office
<b>South 2</b>	<b>Westall</b> Area office B25 in B block opposite staff room	<b>South Oakleigh</b> Saturday – work out of the Staff room. Area office: storeroom in front of A3	<b>McKinnon</b> VSL office in F01.5 (as it is between F01 and F02).	
<b>South East</b>	<b>Dandenong</b> 'A' building, main administration block	<b>Hampton Park</b> Reception of Hampton Park SC and meeting room opposite reception	<b>Berwick</b> Main staff room behind Berwick College reception	
<b>West 1</b>	<b>Footscray</b> FHS General Office	<b>Altona North</b> Bayside SC General Office	<b>Sunshine</b> Conference Room opposite General Office	<b>Ballarat</b> Rm 102 Admin Building
<b>West 2</b>	<b>Caroline Springs</b> (Creekside College) Area 4 – VSL Admin Office facing entry, VSL Office and storeroom on the right	<b>Melton</b> (Staughton College) Staff Room	<b>Truganina</b> (Truganina P-9 College) Room 93 Area J	